



Product Overview

(prices on request)


Incubators




Standard Incubators
page 2




Refrigerated Incubators
with Peltier cooling
page 2




Drosophila Incubators
with Peltier cooling
page 2



CO₂ Incubators
water or air jacketed
page 3



Roll-In Large Capacity Incubators with or without CO₂ feature
and suitable Roller Apparatus
page 4



Ovens



Standard and High Performance Ovens
page 6




Cleanroom Oven
page 7




Vacuum Ovens
page 7

Heating Baths



(Shaking) Water Baths
page 8



Lab Armor® Bead Baths
page 8

Additional models and accessories for all equipment available.

Incubators

Standard Incubators

Features:

- Temperature range: 8 °C above ambient to 70 °C
- Temperature uniformity: ± 0.5 °C at 37 °C
- Stainless steel interior and shelves
- No blowers/fans in chamber
- Heated outer door, inner glass door
- 7" colour display with touchscreen control
- On-screen data graphing
- Real time clock for data logging
- USB port and 4-20 mA outputs
- Door alarm in addition to over-temperature alarm



SMI7-2



SMI11-2



SMI12-2

Cat. No.	Chamber capacity	Shelves	Dimensions exterior (chamber) w x d x h
SMI2-2	56 l	2	approx. 54 x 57 x 66 (38 x 38 x 38) cm
SMI6-2	163 l	3	approx. 65 x 69 x 97 (49 x 51 x 66) cm
SMI7-2	185 l	2	approx. 76 x 79 x 82 (60 x 61 x 51) cm
SMI11-2*	306 l	6	approx. 107 x 69 x 97 (92 x 51 x 66) cm
SMI12-2**	2 x 163 l	2 x 3	approx. 65 x 69 x 193 (49 x 51 x 66) cm

* SMI11-2: unit with 1 chamber and 2 doors, ** SMI12-2: unit with 2 stacked SMI6-2 incubators, separately powered and controlled

Peltier Cooled Incubators

Features:

- Thermoelectric cooling technology eliminates the need for a refrigeration compressor and requires up to 70 % less power
- Temperature range: 15 °C to 40 °C (at 20 °C ambient)
- Temperature uniformity: ± 0.5 °C at 20 °C
- Fan assisted/forced-air circulation
- Over-temperature and door alarms
- 1 interior electrical outlet and 1 access port



SRI3P-2



SRI20P-2

Cat. No.	Capacity	Shelves	Dimensions exterior (chamber) w x d x h
SRI3P-2	85 l	2	approx. 61 x 54 x 86 (48 x 43 x 67) cm
SRI6P-2	185 l	2	approx. 76 x 80 x 85 (65 x 61 x 47) cm
SRI20P-2	546 l	5	approx. 76 x 80 x 177 (65 x 61 x 138) cm

Drosophila Incubators

Features:

- Thermoelectric cooling technology eliminates the need for a refrigeration compressor and requires up to 70 % less power
- Day/night controls with LED lighting to provide an excellent environment for Drosophila culture
- Temperature range: 15 °C to 40 °C (at 20 °C ambient)
- Temperature uniformity: ± 0.5 °C at 20 °C
- Fan assisted/forced-air circulation
- Over-temperature and door alarms
- 1 interior electrical outlet and 1 access port



SRI6PF-2



SRI20PF-2

Cat. No.	Capacity	Shelves	Dimensions exterior (chamber) w x d x h
SRI6PF-2	185 l	2	approx. 76 x 80 x 85 (65 x 61 x 47) cm
SRI20PF-2	546 l	5	approx. 76 x 80 x 177 (65 x 61 x 138) cm

CO₂-Incubators

Water Jacketed

Features:

- CO₂ range: 0 - 20 %, infrared CO₂ sensor
- CO₂ concentration recovery rate: < 5 minutes
- Temperature range: 5 °C above ambient to 60 °C
- Relative humidity up to 95 % through evaporation
- Stainless steel interior and shelves
- Copper shelves on request
- Heated outer door, inner glass door
- Heated copper CO₂ inlet supports temperature uniformity and prevents moisture being introduced into the chamber
- Over-temperature and CO₂ alarm
- Data logging capabilities
- 1 access port
- **Only SCO2W-2 and SCO5W-2:**
Copper-caged HEPA filter to reduce risk of contamination
- **Only SCO5W-2:** Humidity display



Cat. No.	Chamber capacity	Shelves	Dimensions exterior (chamber) w x d x h
SCO2W-2	42 l	3	approx. 53 x 57 x 69 (40 x 40 x 26) cm
SCO5W-2	143 l	3	approx. 66 x 65 x 102 (49 x 50 x 58) cm
SCO6WE-2	171 l	3	approx. 66 x 67 x 102 (51 x 50 x 64) cm
9751223	Stacking Rack for 2 incubators SCO5W-2/SCO6WE-2		

Air Jacketed

Features:

- CO₂ range: 0 - 20 %, infrared CO₂ sensor
- CO₂ concentration recovery rate: < 5 minutes
- Relative humidity up to 95 % through evaporation
- Stainless steel interior/shelves
- Copper shelves on request
- Heated outer door, inner glass door
- Over-temperature and CO₂ alarm
- Data logging capabilities
- 1 access port
- **SCO5A-2 und SCO10A-2:**
Temperature range: 5 °C above ambient to 60 °C
Copper-caged HEPA filter to reduce risk of contamination
- **SCO10A-2:** Incubator with 2 stacked separate chambers
- **SCO6AD-2:** Incubator with dry heat decontamination
Temperature range: 5 °C above ambient to 50 °C
Dry heat decontamination cycle (180 °C for 120 minutes)



Cat. No.	Chamber capacity	Shelves	Dimensions exterior (chamber) w x d x h
SCO5A-2	142 l	3	approx. 70 x 72 x 96 (52 x 50 x 55) cm
SCO10A-2	2 x 142 l	2 x 3	approx. 70 x 72 x 192 (52 x 50 x 55) cm
SCO6AD-2	169 l	3	approx. 73 x 78 x 100 (51 x 51 x 65) cm

Roll-In Large Capacity Incubators

Features:

- Extra large tempered glass viewing window in door
- With guardrails for roller apparatus
- Stainless steel interior and shelves
- Air jacketed
- Over-temperature alarm
- 1 access port
- **Units with CO₂ feature: SCO31-2, SCO40-2, SCO58-2**
 - Temperature range: 8 °C above ambient to 60 °C
 - Temperature uniformity: ± 0.5 °C at 37 °C
 - Infrared CO₂ sensor
 - CO₂ range: 0 - 20 %
 - CO₂ recovery rate: < 5 minutes
 - Data output of CO₂ concentration and temperature via USB port
 - 1 interior electrical outlet



SCO31-2



SCO40-2



SCO58-2

- **Units without CO₂ feature: SMI31-2, SMI39-2**
 - Temperature range: 8 °C above ambient to 70 °C
 - Temperature uniformity: ± 0.8 °C at 37 °C
 - 4 interior electrical outlets



SMI31-2



SMI39-2

Cat. No.	Chamber capacity	Shelves	Dimensions exterior (chamber) w x d x h
SCO31-2	879 l	6	approx. 101 x 86 x 194 (83 x 66 x 160) cm
SCO40-2	1125 l	6	approx. 107 x 85 x 224 (88 x 65 x 193) cm
SCO58-2	1641 l	6	approx. 130 x 114 x 206 (109 x 87 x 171) cm
SMI31-2	872 l	6	approx. 97 x 83 x 186 (82 x 66 x 162) cm
SMI39-2	1092 l	6	approx. 106 x 84 x 229 (90 x 66 x 193) cm

**Also available from us:
Roller Apparatus from Bellco Glass
suitable for the Roll-In Large Capacity Incubators on page 4.**



**Please contact us for information on our range of roller bottles
and other cell culture consumables.**

Ovens

Standard Ovens

Features:

- **Forced air ovens: SMO1-2, SMO3-2 and SMO5-2**
 - Horizontal air flow
 - Temperature range: 20 °C above ambient to 306 °C
 - Independent over-temperature safety feature
 - 1 adjustable vent port at the top
 - 1 access port
- **Large forced air ovens: SMO14-2 and SMO28-2**
 - Horizontal air flow
 - Temperature range: 15 °C above ambient to 260 °C
 - Independent over-temperature safety feature
 - 2 adjustable vent ports at the upper sides
- **Gravity convection oven: SGO 3-2**
 - Gravity convection air flow
 - For work with powders, granulated and light materials
 - Temperature range: 20 °C above ambient to 306 °C
 - 1 vent port at the top
 - 1 access port



SMO: Horizontal air flow



SMO28-2



SGO: gravity convection air flow

Cat. No.	Chamber capacity	Shelves	Dimensions exterior (chamber) w x d x h
SMO1-2	42 l	2	approx. 58 x 60 x 80 (31 x 35 x 37) cm
SMO3-2	86 l	2	approx. 69 x 73 x 87 (42 x 49 x 41) cm
SMO5-2	139 l	2	approx. 80 x 72 x 99 (53 x 49 x 52) cm
SMO14-2	387 l	3	approx. 96 x 86 x 122 (78 x 63 x 79) cm
SMO28-2	781 l	6	approx. 96 x 89 x 199 (78 x 64 x 157) cm
SGO3-2	97 l	3	approx. 68 x 73 x 84 (42 x 49 x 41) cm

High Performance Ovens

Features:

- **High performance forced air ovens:**
 - Engineered for continuous drying operations
 - Horizontal air flow, heated air is continuously circulated
 - High temperature door gasket seal eliminates air leakage
 - Independent over-temperature safety feature
 - Three adjustable air intake and exhaust ports
 - LED display
- **Ovens SMO5HP-2, SMO10HP-2, SMO28HP- 2:**
 - Programmable Watlow controller (max. 40 steps or 4 profiles with 10 steps)
 - Temperature range: 15 °C above ambient to 306 °C
 - Data logging capabilities via RS485
- **Ovens SMO14HP-2, SMO38HP-2 (with 2 doors):**
 - Programmable Juno dTRON controller (max. 27 steps)
 - Temperature range: 15 °C above ambient to 260 °C



SMO38HP-2



SMO28HP-2

Cat. No.	Chamber capacity	Shelves	Dimensions exterior (chamber) w x d x h
SMO5HP-2	139 l	2	approx. 89 x 78 x 96 (52 x 53 x 51) cm
SMO10HP-2	306 l	3	approx. 112 x 76 x 144 (76 x 52 x 76) cm
SMO14HP-2	392 l	6	approx. 150 x 74 x 145 (78 x 63 x 78) cm
SMO28HP-2	792 l	6	approx. 108 x 87 x 218 (80 x 66 x 154) cm
SMO38HP-2	1083 l	12	approx. 174 x 84 x 200 (122 x 65 x 137) cm

Cleanroom Oven

Features:

- Incorporates all features needed for high temperature cleanroom work
- Temperature range: 20 °C above ambient to 270 °C
- Rapid heat recovery: approx. 6 minutes to reach 150 °C
- Horizontal air flow
- Stainless steel interior (fully welded) and exterior
- Programmable Watlow controller (up to 40 steps or 4 profiles with 10 steps)
- 3 adjustable air intake and exhaust ducts allow use of either room or circulated air, easily removed for cleaning
- Nitrogen inlet port
- High-temperature silicone door gasket
- HEPA filter (Class E11, 95 % retention)
- Airflow performance: Ventilation rate 201 l/min, air velocity across shelf space 44 m/min
- 2 adjustable perforated shelves included, max. 8 shelves usable



SMO5CR-2

Cat. No.	Chamber capacity	Shelves	Dimensions exterior (chamber) w x h x d
SMO5CR-2	110 l	2	approx. 89 x 75 x 96 (43 x 51 x 51) cm
9000559	Stand for SMO5CR-2		

Vacuum Ovens

Features:

- Programmable Watlow controller (up to 40 steps or 4 profiles with 10 steps)
- Stainless steel interior
- RS485 communication port
- Digital vacuum gauge
- Delivered without vacuum pump
- End vacuum: 10 µmHg (10 mTorr, 0.0013 kPa, 0.0133 mbar)
- **Standard ovens: SVAC1-2, SVAC2-2, SVAC4-2**
 - Temperature range: 10 °C above ambient to 220 °C
 - Temperature adjustable by 0.1 °C
 - Different vacuum units available
 - Tempered glass viewing door
- **Large capacity oven: SVAC9-2**
 - Temperature range: 15 °C above ambient to 220 °C
 - Heat-up time 130 minutes to 150 °C
 - Stand with built-in vacuum pump mount
 - Stainless steel exterior option available for clean room applications (price on request)



SVAC4-2



SVAC9-2

Cat. No.	Chamber capacity	Shelves	Dimensions exterior (chamber) w x d x h
SVAC1-2	16 l	3	approx. 45 x 58 x 60 (23 x 30 x 23) cm
SVAC2-2	47 l	3	approx. 52 x 75 x 67 (30 x 51 x 30) cm
SVAC4-2	127 l	3	approx. 67 x 88 x 82 (46 x 61 x 46) cm
SVAC9-2	264 l	3	approx. 97 x 119 x 162 (71 x 61 x 61) cm

Find out more about our range of anaerobic (BACTRON) and hypoxia (BACTROX) chambers

www.dunlab.de



Heating Baths

Shaking Water Baths

Features:

- Temperature: 5 °C above ambient to 80 °C, uniformity: $\pm 0.2\%$ at 37 °C
- Smooth reciprocal shaking: 20 - 200 rpm, usable without shaking
- Adjustable stroke length: 12, 25, 38 mm
- Recessed heating element prevents „burn-out“
- Independent oscillation and temperature controls
- Supplied with stainless steel gable cover, shaking platform and thermometer clip
- Flask holders available on request



SWBR17-2


Cat. No.	Tank capacity	Tank dimensions w x d x h	Unit dimensions w x d x h*
SWBR17-2	17 l	approx. 37 x 30 x 19 cm	approx. 63 x 37 x 39 cm
SWBR27-2	27 l	approx. 69 x 30 x 18 cm	approx. 94 x 37 x 39 cm

* Dimensions without cover, cover height: approx. 14.5 cm

LabArmor® Bead Baths

Features:

- Waterless heating bath for reduced contamination
- LabArmor® beads formed from solid metal (also available separately)
- No need for racks, floats, bottle neck weights or germicides
- Temperature: 5 °C above ambient to 80 °C, uniformity: $\pm 1\%$ at 37 °C
- Over-temperature protection
- Supplied with stainless steel cover
- Tall vessel lids for cell culture flasks available on request



Cat. No.	Tank capacity	LabArmor® beads incl.	Tank dimensions w x d x h [cm]	Unit dimensions w x d x h*
74220-706	6 l	5 l	approx. 30 x 15 x 15	approx. 40 x 31 x 22 cm
74220-714	14 l	12 l	approx. 30 x 30 x 15	approx. 40 x 47 x 22 cm
74220-720	20 l	15 l	approx. 30 x 43 x 15	approx. 40 x 59 x 22 cm

* Dimensions without cover. Height of cover approx. 7 cm

Also available: General Application Water Bath (non-shaking)

Features:

- Temperature range: 5 °C above ambient to 99 °C ($\pm 0.5\%$ at 37 °C)
- Convenient adjustment of water level with engraved level scale
- Heater located underneath the water chamber
- LED display for temperature, time, and power failure
- Supplied with flat bath cover
- Bath capacity: 10 l



For more information please visit our website www.dunnlab.de

or contact us directly at info@dunnlab.de.